

Splice Protection Sleeves

AFL offers a wide selection of fiber protection sleeves to meet any application. The FP series is the industry standard for durable and lasting protection of single fiber splices in field installations, while the FP-04(T) and FP-05 provide the same durable protection for 8 and 12 fiber ribbon respectively.

The FPS01 and FPS04 series are specially designed for optical components, where small packaging is a priority. These micro sleeves provide the known reliability of Fujikura sleeves in the smallest possible lengths. This easy and cost effective method is a great alternative to recoating. The FPS01 and FPS04 series offer a wide range of options to accommodate various coating sizes, and are manufactured in a variety of lengths. This gives great flexibility in designing optical modules.

Standard Sleeves: Dimensions & Applicable Fiber

SLEEVES FOR SINGLE FIBERS UP TO 900 MICRONS

DESCRIPTION	SLEEVE LENGTH	FIBER CLEAVE LENGTH	SLEEVE DIAMETER AFTER SHRINK	PACKAGING	AFL NO.
FP-60	60 mm	16 mm	3.1 mm (max.)	1000 Box/100 Pack	S015915
FP-40	40 mm	10 mm	3.1 mm (max.)	1000 Box/100 Pack	S015916
FP-03(34)	34 mm	10 mm	3.1 mm (max.)	500 Box/10 Pack	S000453

SLEEVES FOR TFOCA CABLE (DUAL 900 µm)

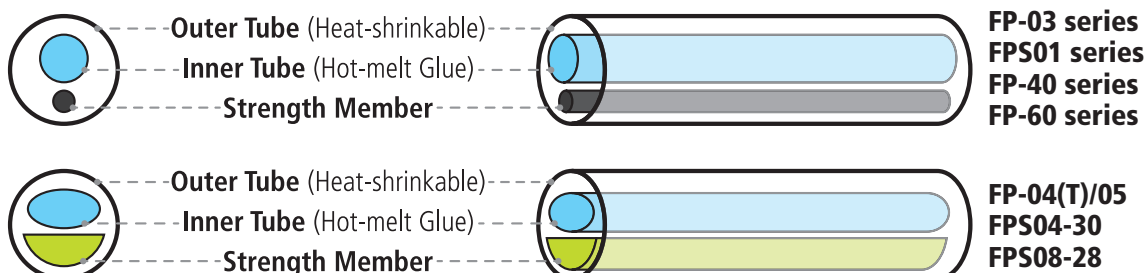
DESCRIPTION	FIBER COUNT	SLEEVE LENGTH	FIBER CLEAVE LENGTH	SLEEVE DIAMETER AFTER SHRINK	PACKAGING	AFL NO.
FP-D900	2	40 mm	10 mm	3.6 mm (max.)	1000 Box & 50 Pack	S014413

SLEEVES FOR RIBBON FIBERS

DESCRIPTION	FIBER COUNT	SLEEVE LENGTH	FIBER CLEAVE LENGTH	SLEEVE DIAMETER AFTER SHRINK	PACKAGING	AFL NO.
FP-04(T)	Up to 8 fibers	40 mm	10 mm	4.1 mm (max.)	250 Box/25 Pack	S002105
FP-05	Up to 12 fibers	40 mm	10 mm	4.5 mm (max.)	250 Box/5 Pack	S003027
FP-05-28	Up to 12 fibers	28 mm	10 mm	4.5 mm (max.)	250 Box/25 Pack	S014720
FPS04-30	Up to 4 fibers	30 mm	10 mm	2.4 mm (max.)	1,000 Box/25 Pack	S010848
FPS08-28	Up to 8 fibers	28 mm	10 mm	3.4 mm (max.)	500 Box/25 Pack	S013560
FPS24-40	Up to 24 fibers	40 mm	10 mm	8 mm (max.)	200 Box/5 Pack	S013004

Specifications

PARAMETER	DESCRIPTION	VALUE
Outer tube	FP-60/40/03 series FP-04(T) / FP-05	Polyethylene
Inner tube		Ethylene-Vinyl Acetate (Polyolefin Copolymer)
Strength member	FP-60/40/03 series FP-04(T) / FP-05	Stainless steel Quartz glass
Operation condition (after shrink)		-40 to 75°C, 0 to 95% RH (Non dew)
Storage condition (before shrink)		-40 to 60°C, Non dew



Splice Protection Sleeves

Micro Sleeves: Dimensions & Applicable Fiber

FPS01-400 SERIES FOR SINGLE FIBERS UP TO 400 MICRON FIBER

DESCRIPTION	SLEEVE LENGTH	FIBER CLEAVE LENGTH	SLEEVE DIAMETER AFTER SHRINK	PACKAGING	AFL NO.
FPS01-400-12	12 mm	4 mm	1.5 mm	50 Pack	S014088
FPS01-400-15	15 mm	4 mm	1.5 mm	50 Pack	S012668
FPS01-400-20	20 mm	8 mm	1.5 mm	50 Pack	S012672
FPS01-400-25	25 mm	10 mm	1.5 mm	50 Pack	S012676
FPS01-400-34	34 mm	15 mm	1.5 mm	50 Pack	S012680
FPS01-400-40	40 mm	16 mm	1.5 mm	1,250 Box	S011914












FPS01-900 SERIES FOR SINGLE FIBERS UP TO 900 MICRON FIBER

DESCRIPTION	SLEEVE LENGTH	FIBER CLEAVE LENGTH	SLEEVE DIAMETER AFTER SHRINK	PACKAGING	AFL NO.
FPS01-900-15	15 mm	4 mm	2.3 mm	50 Pack	S012684
FPS01-900-20	20 mm	6 mm	2.3 mm	50 Pack	S012688
FPS01-900-25	25 mm	6 mm	2.3 mm	50 Pack	S011954
FPS01-900-34	34 mm	13 mm	2.3 mm	50 Pack	S012692
FPS01-900-45	45 mm	16 mm	2.3 mm	50 Pack	S012696

Specifications

PARAMETER	MODEL	VALUE
Outer tube	FPS01 series / FPS04-30	Polyethylene
Inner tube		Ethylene-Vinyl Acetate (Polyolefin Copolymer)
Strength member	FPS01 series FPS04-30 / FPS08-28	Stainless steel Quartz glass
Operation condition (after shrink)		-40 to 75°C, 0 to 95% RH (Non dew)
Storage condition (before shrink)		-40 to 60°C, Non dew

Type Variations

		
FP-60	FPS01-400-12	FPS01-900-15
		
FP-40	FPS01-400-15	FPS01-900-20
		
FP-04(T)	FPS01-400-20	FPS01-900-25
		
FP-05	FPS01-400-25	FPS01-900-34
		
FPS04-30	FPS01-400-34	FPS01-900-45
		
FPS08-28	FPS01-400-40	

FULL SCALE