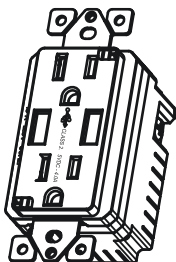


## INSTALLATION INSTRUCTIONS

# 61501-TR2USB

Dual USB Charger with  
15A Duplex Tamper Resistant Receptacle



### SPECIFICATION

Receptacle Rating..... 15 Amp, 125VAC  
USB Rating.....Two USB ports with total 4 Amp, 5VDC  
Wire Terminals.....#14-#10 AWG  
Operating Temperature.....-4 to 140°F (-20 to 60°C)  
USB Compatibility.... USB 1.1/2.0/3.0 devices, including Apple products

### FEATURES

- 2 USB ports with a super high-current power of 4 Amp, 5VDC
- Charge most compatible electrical device directly without an adapter
- Tamper-Resistant Shutters provide compliance with 2011 NEC Code.
- Two Free wall Plates, screwless and standard wall plate, provide the best combination of appearance and functionality.
- Replace a standard duplex receptacle
- Back and side wire for easy installation
- ETL Listed

### DESCRIPTION

The 61501-TR2USB USB Charger/Tamper-Resistant Receptacle offers two USB charging ports and duplex Tamper-Resistant Receptacles. This 61501-TR2USB is able to charge any current electronic devices simultaneously including smart phones, tablets, e-readers, cameras and MP3 players. What's more, it has the capability to charge new device required higher current rating in the future. All you will need is a USB cable to connect to one of the two USB ports.

### APPLICATION

- |                   |                |
|-------------------|----------------|
| ■ Cafes           | ■ Labs         |
| ■ Office          | ■ Office       |
| ■ Kitchens        | ■ Salons       |
| ■ Bedrooms        | ■ Hotels       |
| ■ Restaurants     | ■ Schools      |
| ■ Meeting Rooms   | ■ Libraries    |
| ■ Airport Lounges | ■ Workstations |

### INSTALLATION

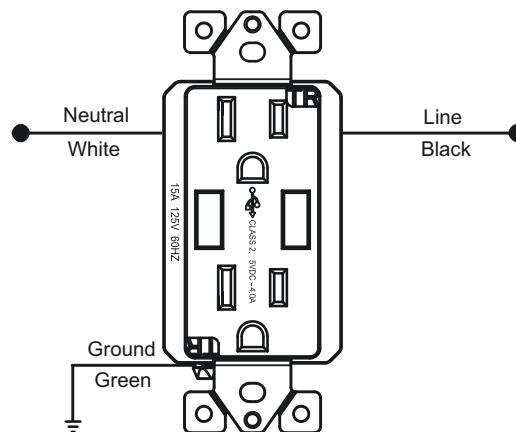
**WARNING : TO AVOID FIRE, SHOCK, OR DEATH, TURN OFF THE POWER AT THE CIRCUIT BREAKER BEFORE YOU INSTALL THIS USB RECEPTACLE.**

To be installed and/or used in accordance with appropriate electrical codes and regulations.

If you are not sure about any part of this instructions, please consult an electrician.

1. For retrofit applications, remove wall plate and mounting screws.
2. Carefully remove the existing receptacle from the box.
3. Disconnect the wiring from the old receptacle.
4. Connect the 61501-TR2USB per wiring diagram: black lead to line wire, white lead to neutral wire, green lead to ground wire.
5. Tighten every screws and no bare conductors are exposed.
6. Insert the 61501-TR2USB into the wall box carefully.
7. Mount 61501-TR2USB in wall box with screws provided and mount wall plate.
8. Restore power at circuit breaker, installation is complete.

### Wiring Diagram



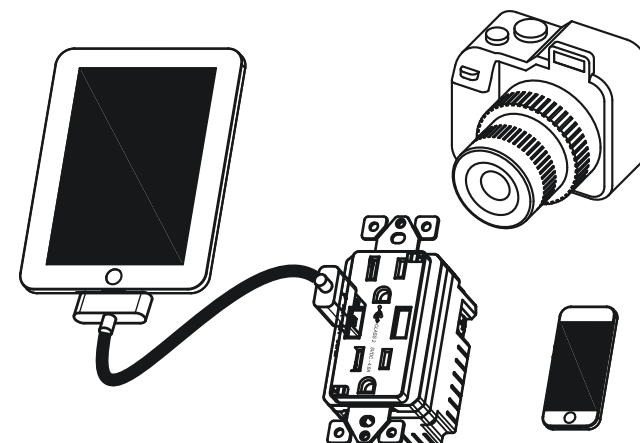
### COMPATIBILITY

The 61501-TR2USB USB Charger/Tamper-Resistant Receptacle is compatible with a wide range of electronic devices including, but not limited to, the following:

- |              |           |
|--------------|-----------|
| - iPad®      | - iPhone® |
| - iPad® Mini | - iPod®   |

- |                              |                                 |
|------------------------------|---------------------------------|
| - Tablets                    | - GPS                           |
| - Mobile Phones              | - Galaxy Tab™                   |
| - Blackberry® Android Phones | - Bluetooth™ Headsets           |
| - Windows® Phone by HTC      | - Digital Cameras               |
| - Kindle™, Nook e-reader     | - Other USB compatible products |

If the devices combined power requirements exceed the power capacity of the USB Ports, the charger will automatically shut down to protect your devices.



Charges most USB powered devices

### WARRANTY INFORMATION

Our company warranties this product to be free of defects in materials and workmanship for a period of two(2) years. There are no obligations or liabilities on the part of our company for consequential damages arising out of, or in connection with, the use or performance of this product or other indirect damages with respect to loss of property, revenue or profit, or cost of removal, installation or reinstallation.