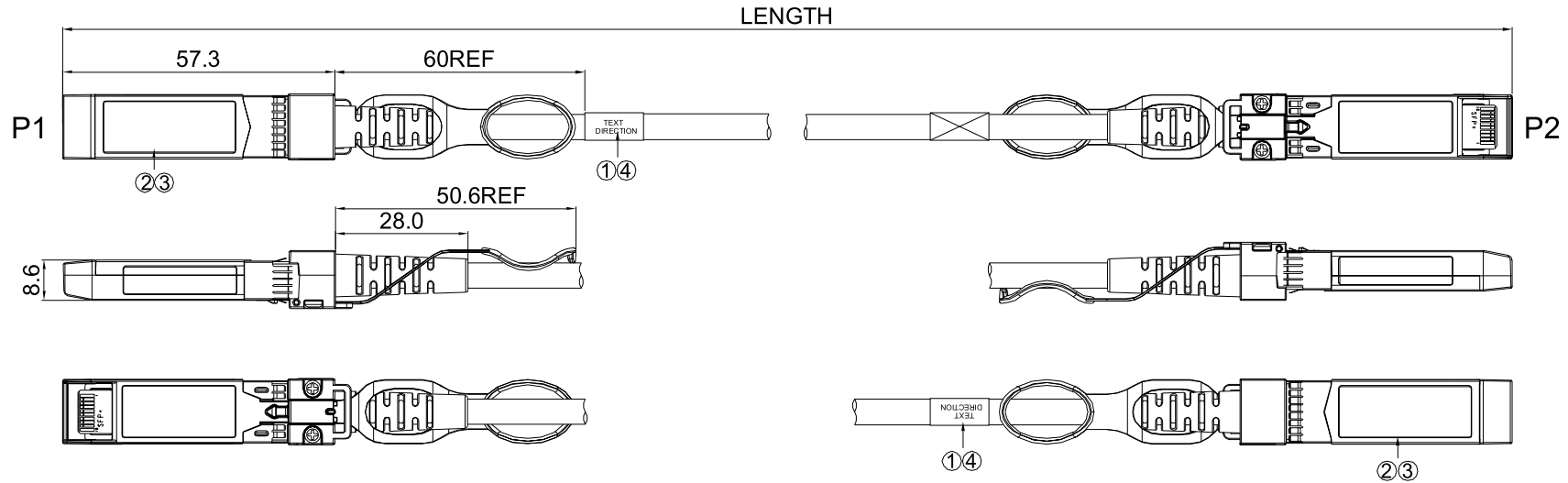


THIS DRAWING AND THE DATA DISCLOSED HEREIN OR HEREWITH IS NOT TO BE REPRODUCED USED OR DISCLOSED IN WHOLE OR IN PART TO ANYONE WITHOUT THE PERMISSION OF CONNPRO INDUSTRIES INC.

CUSTOMER DRAWING

REV.	DESCRIPTION	MDF'D	APP'D	DATE
01	INITAIL DESIGN	Forrest	Forrest	10/18/2013
02				
03				



NOTE:

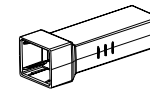
- LABEL1 INFO:
  - BARCODE TYPE USE CODE 128
  - BARCODE CONTENT YYWDLSSSS  
YY= THE LAST 2 DIGITAL OF YEAR  
WW=WEEK OF THE YEAR  
D=DAY OF THE WEEK  
L=LOCATION  
SSSS=SERIAL NO.  
c.XXXXXX= ConnPro P/N  
d.X.XM=TIP TO TIP LENGTH  
e.XXAWG=WIRE AWG
- PACKAGE:ANTI-STATIC BAG(L400XW300mm)
- EACH CABLE HAS SERIAL ID
- DC BLOCKING CAP ON RECEVICE SIDE ONLY
- CABLE DISTANCE DEPENDS ON WIRE GAUGE,DATA RATE.  
AND HOST BOARD DRIVER CAPABILITES

WIRE TABLE			
P1 PAD		P2 PAD	
12	Rx-	19	Tx-
13	Rx+	18	Tx+
18	Tx+	13	Rx+
19	Tx-	12	Rx-

PART No.	Length
RE2F2TF2T05001	500±20mm
RE2F2TF2T10001	1000±30mm
RE2F2TF2T20001	2000±40mm
RE2F2TF2T30001	3000±50mm
RE2F2TF2T40001	4000±60mm
RE2F2TF2T50001	5000±70mm
RE2F2TF2T60001	6000±80mm
RE2F2TF2T70001	7000±90mm

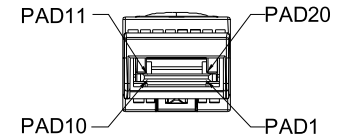


LABEL1



DUST COVER

SFP+ PIN DEFINE



4	LABEL1: FOR SERIAL NO. ON CABLE, W=25.4mm. BLACK TEXT & WHITE BACKGROUND	2
3	SFP+ 20PIN CABLE END BACKSHELL KIT (LATCH COLOR : BLACK)	2
2	SFP+ 20PIN PASSIVE w/EEPROM PCBA (30u" Au ON FINGER)	2
1	SFP+ CABLE ( WIRE 2PAIR ),100ohm, BLACK, UL APPROVED	A/R
ITEM	DESCRIPTION	QTY

<b>RoHS COMPLIANT</b>	Unit : mm	PROJECTION			
	GENERAL TOLERANCES: (UNLESS SPECIFIED)				
	0 = ±.45	D.R. 10/18/2013 Forrest	TITLE	SFP+ TO SFP+ CABLE ASS'Y	DRAWING NO.
	0.0 = ±.30	CH.K 10/18/2013 Forrest	SCALE	PASSIVE ,W/EEPROM	020131018001
0° = ± 2°	APV.D 10/18/2013 Adam	SIZE	PART NO.	REV. 01	
0.0° = ± 1°		N/A	A3	RE2F2TF2TXXX01	SH.T NO. 1 OF 1